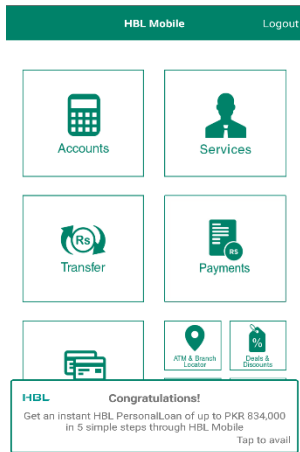


HBL PersonalLoan

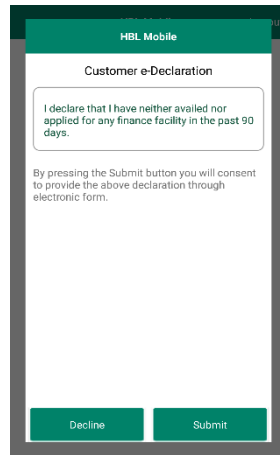
Getting an HBL PersonalLoan through
HBL Mobile or ATM is now instant.

Follow the six(06) simple steps below to get HBL Personal loan right now.

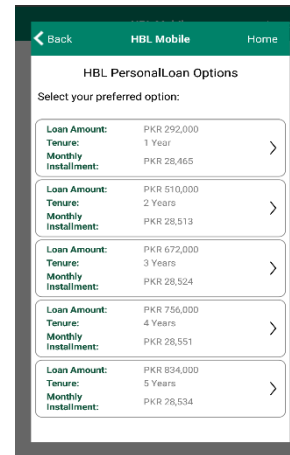
Process for HBL Mobile



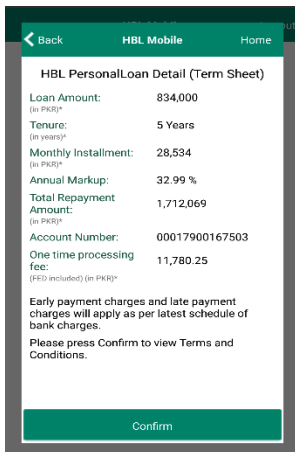
Step 1: The highest loan amount will be displayed. Tap the notification to proceed.



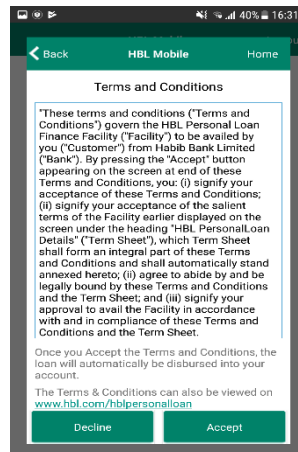
Step 2: Submit the e-declaration* to proceed



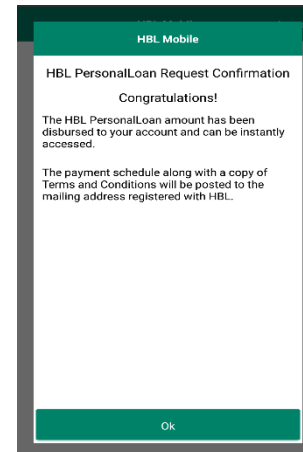
Step 3: Chose the preferred loan option



Step 4: View loan details



Step 5: Agree to the T&Cs



The loan amount is now in your account

Note

- You can exit the process at any screen by tapping 'Home' or 'Decline' button.
- You can go to the previous screen at any point by selecting the 'Back' button.
- You can apply for an HBL PersonalLoan through the branch in case you cannot submit the e-declaration

* If you are an existing HBL PersonalLoan customer and have received the loan amount 90 days from now you can submit the e-declaration.

Process for HBL ATM



Step 1: The highest loan amount will be displayed. Press Interested to view loan options



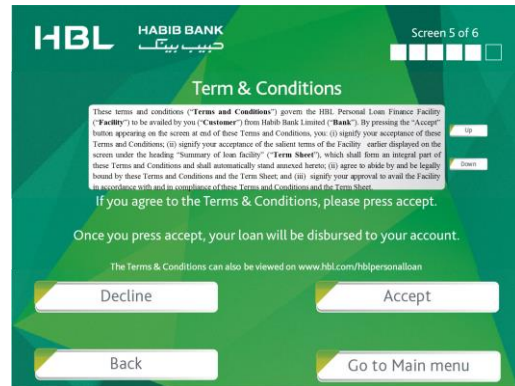
Step 2: Submit the e-declaration* to proceed



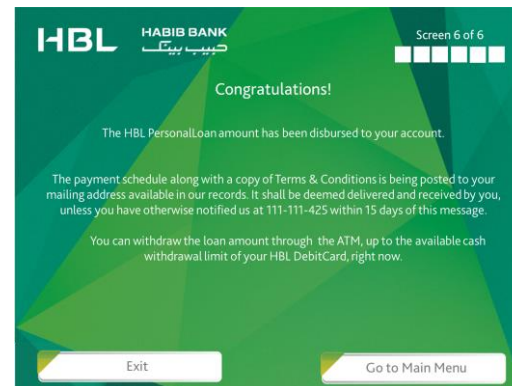
Step 3: Chose the preferred loan option



Step 4: View loan details



Step 5: Agree to the T&Cs



The loan amount is now in your account

Note

- You can exit the process at any screen by selecting the 'Go to Main Menu' option
- You can go to the previous screen at any point by selecting the 'Back' option
- You can apply for an HBL PersonalLoan through the branch in case you cannot submit the e-declaration

* If you are an existing HBL PersonalLoan customer and have received the loan amount 90 days from now you can submit the e-declaration.