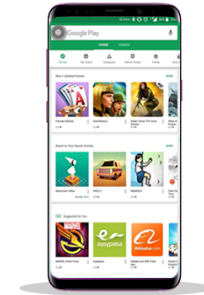


## Process to update HBL Mobile app for Android

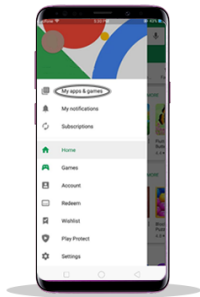
Please ensure that your mobile is connected to the internet through data or WIFI service.



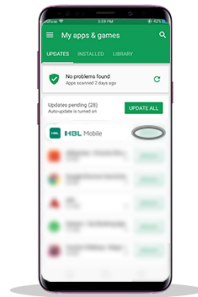
Step 1: Open Google Play Store from your phone.



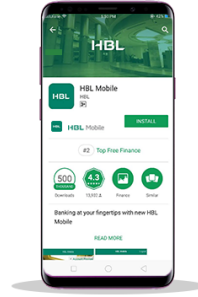
Step 2: On the Google Play Store, please tap on the hamburger icon.



Step 3: Once you tap on hamburger icon, select 'My apps and games'.



Step 4: All your pending updates and application will appear. Please tap update HBL Mobile app from here.



Step 5: HBL mobile application is ready to use after the update.



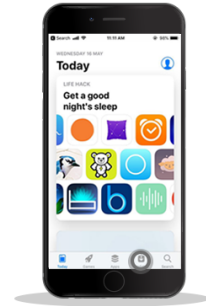
This new version of HBL Mobile makes your financial journey more secure, making your banking experience even more convenient.

## Process to update HBL Mobile app for iOS

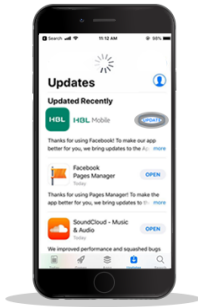
Please ensure that your mobile is connected to the internet through data or WIFI service.



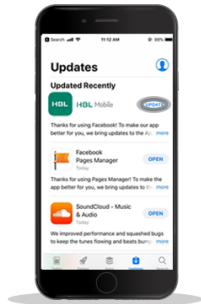
Step 1: Open App Store from your phone.



Step 2: On the App Store, please select updates tab.



Step 3: Tap near the top of the screen near the 'Updates' text, hold and pull down, then release.



Step 4: Tap update button right next to the HBL Mobile application. This will begin your update.



This new version of HBL Mobile makes your financial journey more secure, making your banking experience even more convenient.