

Dear HBL Internet Banking Customer,

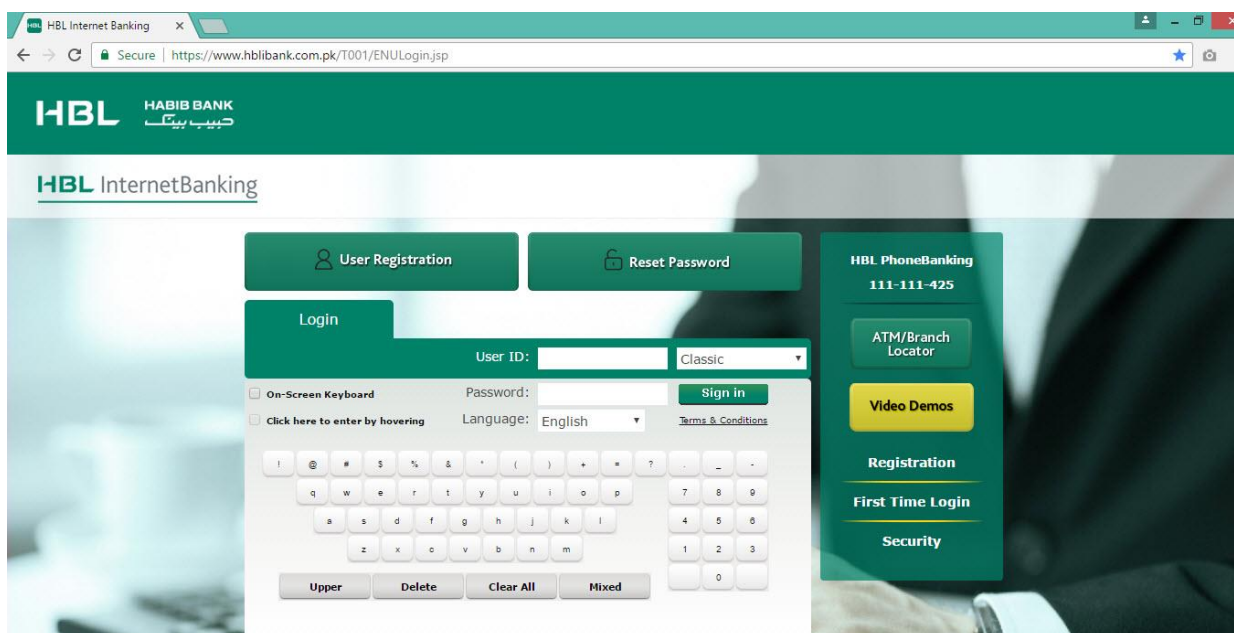
Thank you for taking interest in HBL Internet Banking services!

Our Internet Banking portal is designed in a way to provide you a variety of services and convenience to customers.

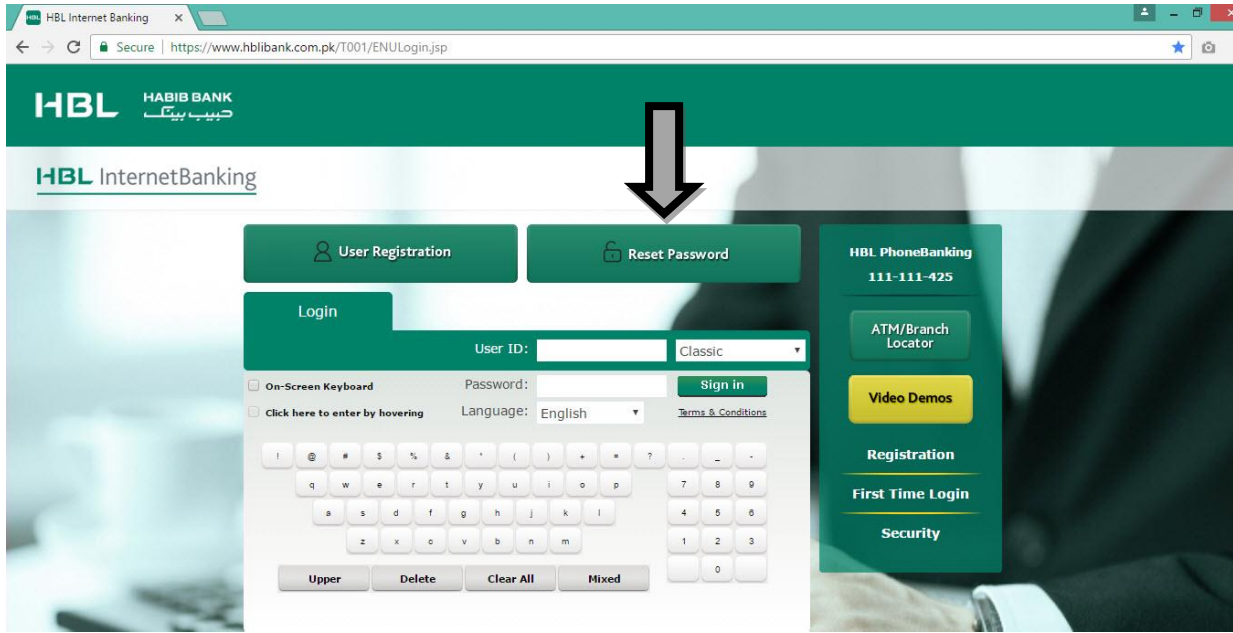
It has been observed that customers face issues when their User IDs are blocked/locked. This guide explains the steps to 'Reset Password' when such issues are faced.

Steps to Reset Password

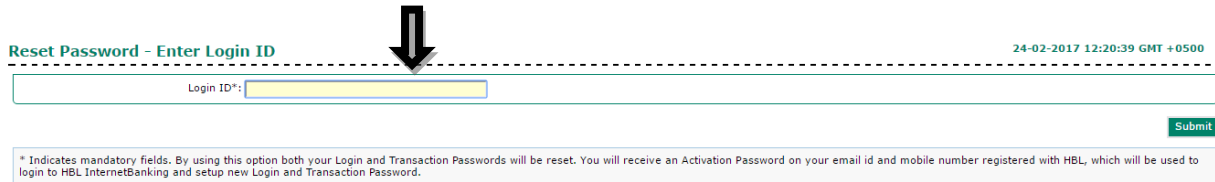
Step 1: Logon to <https://www.hblibank.com.pk>. You will land on the following page



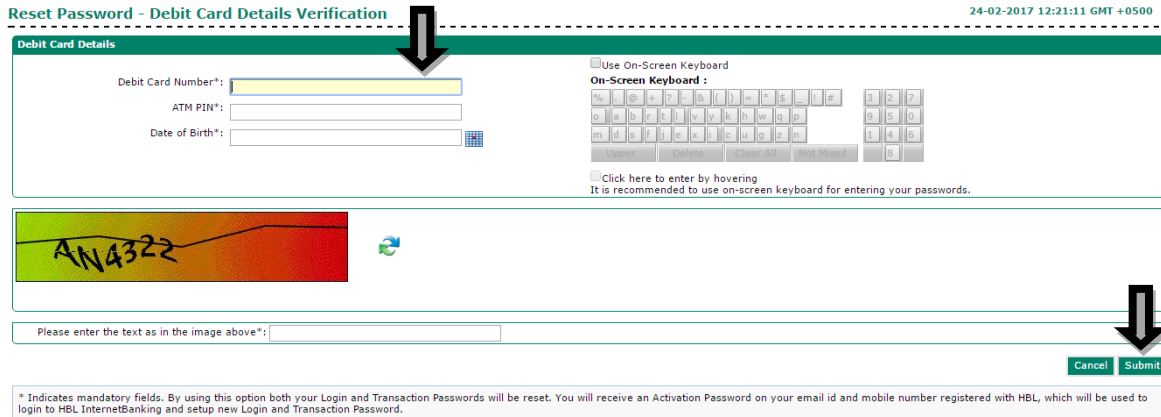
Step 2: Click on the Reset Password option



Step 3: Enter your Internet Banking Login ID and press 'Submit' button



Step 4: Enter your Debit Card Number & ATM PIN, select Date of Birth and enter verification code. After completing the details, press 'Submit' button



Step 5: System will display the success message on screen and send Activation Password on your mobile number & email address

 You have successfully un-locked your Internet Banking.

Reset Password - Confirmation

12-04-2017 15:29:50 GMT +0500

You have successfully reset your HBL InternetBanking password.
Your Activation Password has been sent on your registered email id and mobile number.
Please use the same to login to HBL InternetBanking and setup new Login and Transaction password.

Ok